

In This Months Issue

Stats

Photographs – Basic Post

Processing

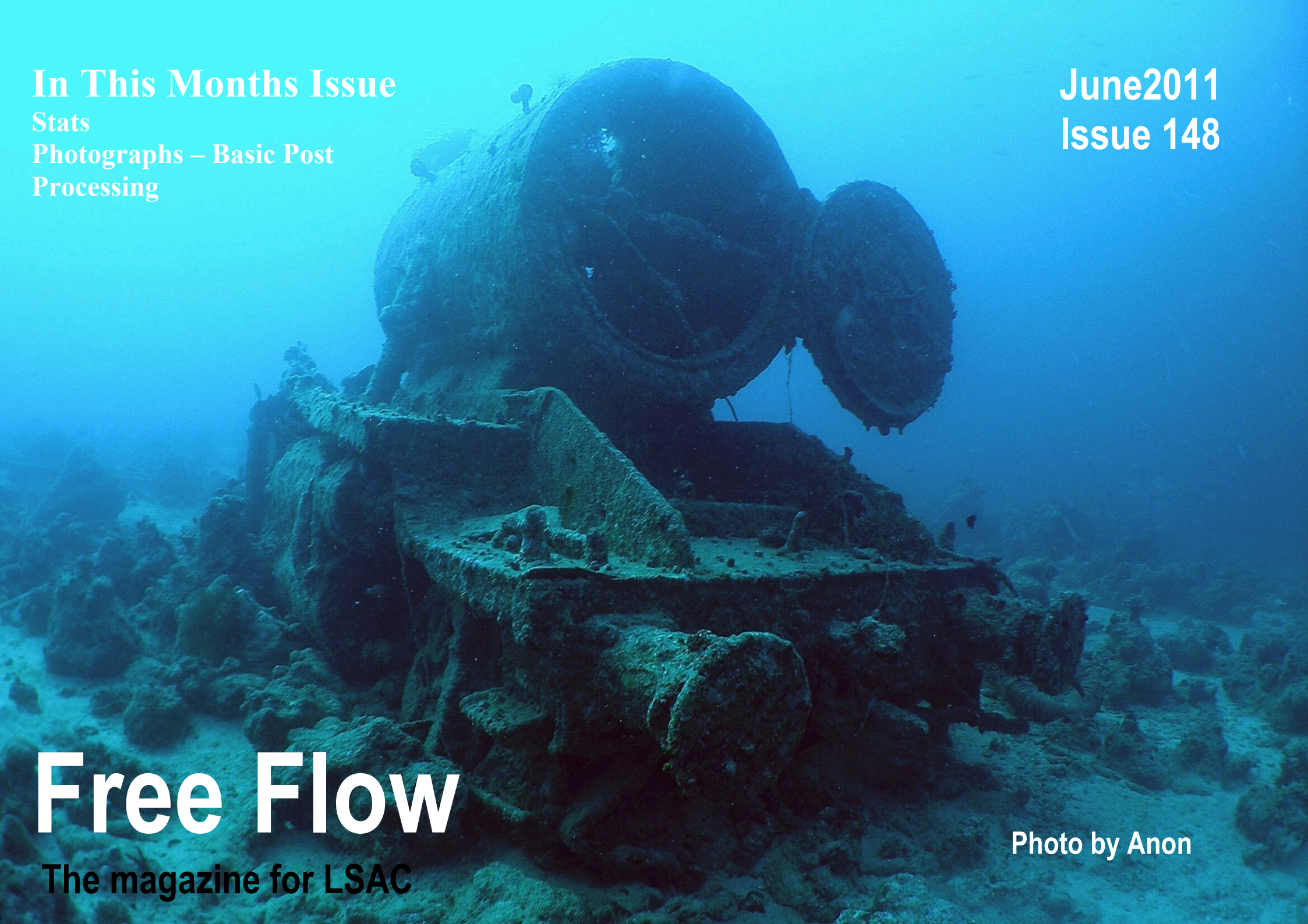
June 2011

Issue 148

Free Flow

The magazine for LSAC

Photo by Anon



CONTENTS

Page 1

Cover

Page 2

Editors Bit

Page 3

DO's Bit

Page 4

Photographs – Basic Post Processing

Page 8

2011 Dive Tripe

Page 10

Training

Page 11

Members Diving 2011



Free Flow

Buddies

Welcome to this latest edition of Freeflow.

Well it's good to see that the stats man has taken up last months challenge and interrogated the stats, see article below.

Haven't had any dive reports for some time; must mean that no-one is diving in interesting places. If you have any moans, groans, thanks or anything you wish to raise then please let me know you can rely upon my discretion.

Anyway back to diving as the DO mentions below we are well into the season, weather not too helpful, but there are still plenty of sites to be dived this year.

Bye for now keep on diving.

PeteB



I bet you look at this picture and the first thing you notice is the large Grouper in the foreground, then you notice the shorts, I have no idea what they are called but Bermuda they definitely aren't.

D.O.'s BIT

With summer well under way I hope lots of you are out there getting wet, and not just from the rain! There is a regular outing to Stoney Cove most Wednesday night dive evening now thanks to Claire Brown and with the lighter nights it's a pleasant way to spend an evening!

Unfortunately there hasn't been much action with Chilly Dip this year so if you do have an idea to do some sea diving using the club boat please speak to me and I'll let you know what's needed. Having watched the recent BBC series on Britain's Secret Seas it showed the fantastic variety of sea diving we have here in Britain which is just waiting to be experienced.



Spider Crab and friend

Now that the BSAC renewals have all been completed please don't forget to make sure you have completed a Medical Self Declaration form. These need to be completed each year as part of your renewal, without it you will not be covered for insurance purposes and technically should not be diving. If you have paid your BSAC membership by direct debit then please check with Nigel that you have also completed your Self Declaration form – if you need a form then Nigel will happily supply you with one. If you need to speak to me or Nigel about any problems with completing the form then this will be treated with complete confidentiality.

Enjoy the summer, enjoy your diving and stay safe. And don't forget when you have completed your dives to fill in your dive log sheets and hand them in to myself or Ian.

Rich

Photographs - Basic Post Processing

A few months ago I said I might have a go at explaining basic post processing for your underwater photographs. The main problem I had was that I only use Photoshop - which can be very expensive to buy (I have played with Photoshop for a while and whilst buying the program outright isn't cheap, the upgrades from the free copy I had to start with are more economical - overall I've probably paid the same but it didn't hurt so much it little bits). I couldn't expect people to buy Photoshop just to understand my article, so I looked around for alternatives. What I ended up with (with a few recommendations) was a program called *GIMP*. This is a free program and it has versions that work on both PCs and Macs. Even better, I found that Steve Beesley uses *GIMP* for the club website - what better recommendation can there be than that! Finding the download site is easy to find with a Google search, but just in case then typing in: www.gimp.org should get you to the correct place.

So on to the post processing: Ideally if you have done it all correctly when you took the photo, i.e white balance correction or correctly balanced flash, then you shouldn't need to do much correction - but if you are like me then that seldom happens.

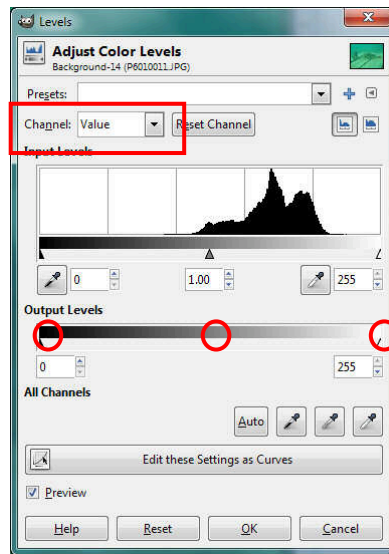
Onto the procedure and here again I have to thank Steve Beesley, as he asked me to have a look at the procedure - using *GIMP* that he had worked out. I couldn't find anything wrong so here it is (with a few comments from me).

- 1) Take a somewhat lacklustre picture:
(Steve's comments. It doesn't look too bad to me, it is on a scaffolding plank (so you can see it's quite a big fish) taken on a recent night dive.)



(This would have been taken at about 6m, the reds are already becoming a bit dull and the greeny-blue more dominant)

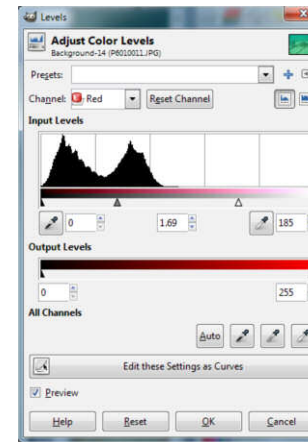
2) Go to Colours > Levels



Channel = Value (all channels),
Red, Green and Blue

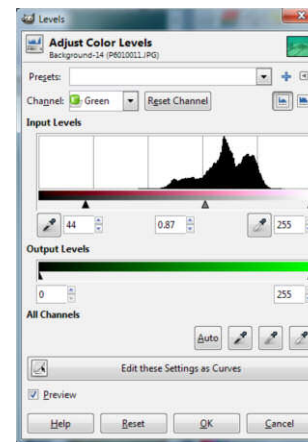
Dark, mid and light point
adjusters

- 3) For each channel increase the contrast by sliding the dark and light point adjusters towards the histogram (but don't over do it)
- 4) For each channel adjust the overall colour by adjusting the mid point (to the right to decrease the colours overall intensity, to the left to increase it)



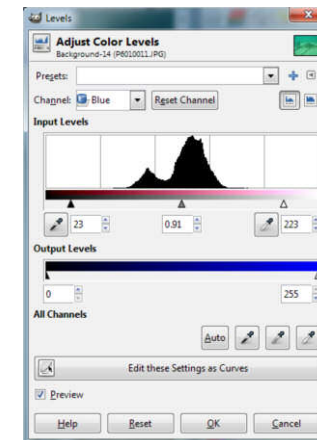
You can see on the red channel histogram that the light levels are low (lower than the other channels)


You can optimise the contrast by bringing the pointers towards the ends of the active histogram but, as Steve says, don't overdo it. If you bring the adjusters right up to the histogram it starts to get interesting (try it and see!)



And then the Green channel

And the Blue one





And this will produce a result such as this, and just for interest I had a go in Photoshop from Steve's original and produced a similar result - but personal preference gave a lighter result, but without the saturation that Steve has got with the reds. The choice is yours depending on where you put the dark, mid and light point adjusters




Another adjustment you can make is to improve the sharpness.


5) Go to Filters > Enhance > Unsharp Mask...

and Steve has used the following settings:
Radius 5, Amount 0.5, Threshold 0

Overall there is an improvement from:



To:



OK so you can't improve any photograph beyond recognition – but I have always said you should improve a photograph without making it obvious that you have played with it – and this has done just that.


Using this free software (and in case you have forgotten the name it is GIMP) you have a good tool to improve your photographs, but like anything else once you have the software you need to practice practice practice.


Ian Jennings & Steve Beesley

2011 Dive Trips

<u>Date</u>	<u>Site</u>	<u>Organiser</u>	<u>Type</u>	<u>Diver level</u>	<u>Places</u>	<u>Accommodation</u>	<u>Advanced Diver</u>	<u>Towing</u>	<u>Anticipated Cost</u>	<u>Deposit</u>	<u>Trip confirmed</u>
29-30 Jan 11	Plymouth	B Johnson	Hard Boat	Any	10	B&B	N Spickett	N/A	£90 aprox	£45	Complete
12-13 March 11	Weymouth	M Flatt	Boat Handling	Any	3	B&B/Camping	R Hall	M Flatt	£110	£10	
23-25 April 11	TBA	M Flatt	Rib	Any	Unlimited	B&B/Camping	C Brown	M Flatt	?	?	
13-15 May 11	Weymouth C.W.P	N Spickett	Rib	Any	9	B & B/Camping	N Spickett	N Spickett	£50	£10	Yes
11-12 June 11	Plymouth(Night)	R Hall	Rib	Ocean + Night	6	B&B/Camping	R Hall	R Hall	£45	£10	Yes
25-26 June 11	Exmouth	M Flatt	Rib	Any	6	B&B/Camping		M Flatt	£50	£10	
15-18 July 11	Scotland	P Turney	Hard Boat	Any	10?	Live aboard	P Turney	N/A	?	?	
11-15 Aug 11	Weymouth	N Tomlin	Hard Boat/Rib	Any	?	B&B/Camping	N Tomlin	M Flatt	?	?	
10-11 Sep 11	TBA	P Barnard	Rib	Any	6	B&B/Camping	P Barnard	?	?	?	

2011	January	February	March	April	May	June	July	August	September	October	November	December
Sunday					1							
Monday					2							
Tuesday		1	1		3			1			1	
Wednesday		2	2		4	1		2			2	
Thursday		3	3		5	2		3	1		3	1
Friday		4	4	1	6	3	1	4	2		4	2
Saturday	1	5	5	2	7	4	2	5	3	1	5	3
Sunday	2	6	6	3	8	5	3	6	4	2	6	4
Monday	3	7	7	4	9	6	4	7	5	3	7	5
Tuesday	4	8	8	5	10 C.W.P	7	5	8	6	4	8	6
Wednesday	5	9	9	6	11 Weymouth	8	6	9	7	5	9	7
Thursday	6	10	10 Weymouth	7	12	9 Plymouth	7	10 Weymouth	8 TBA	6	10	8
Friday	7	11	11	8	13	10	8	11	9	7	11	9
Saturday	8	12	12	9	14	11	9	12	10	8	12	10
Sunday	9	13	13	10	15	12	10	13	11	9	13	11
Monday	10	14	14	11	16	13	11	14	12	10	14	12
Tuesday	11	15	15	12	17	14	12	15	13	11	15	13
Wednesday	12	16	16	13	18	15	13	16	14	12	16	14
Thursday	13	17	17	14	19	16	14 Scotland	17	15	13	17	15
Friday	14	18	18	15	20	17	15	18	16	14	18	16
Saturday	15	19	19	16	21	18	16	19	17	15	19	17
Sunday	16	20	20	17	22	19	17	20	18	16	20	18
Monday	17	21	21	18	23	20	18	21	19	17	21	19
Tuesday	18	22	22	19	24	21	19	22	20	18	22	20
Wednesday	19	23	23	20 Cornwall	25	22	20	23	21	19	23	21
Thursday	20	24	24	21	26	23 Exmouth	21	24	22	20	24	22
Friday	21	25	25	22	27	24	22	25	23	21	25	23
Saturday	22	26	26	23	28	25	23	26	24	22	26	24
Sunday	23	27	27	24	29	26	24	27	25	23	27	25
Monday	24	28	28	25	30	27	25	28	26	24	28	26
Tuesday	25		29	26	31	28	26	29	27	25	29	27
Wednesday	26		30	27		29	27	30	28	26	30	28
Thursday	27		31	28		30	28		29	27		29
Friday	28 Plymouth			29			29		30	28		30
Saturday	29			30			30			29		31
Sunday	30						31			30		
Monday	31									31		

Chilly Booked 
 Chilly Not Available 
 Springs 
 Other Trips 

 Neaps 

Lutterworth Sub-Aqua Club

Program & Training Schedule 2011 (revision 1a 12/06/11)

Date	Ocean Diver	Sports Diver	Dive Leader / Advanced Diver	Skill Development	Interest Evening	Pool Training	Trips / Social	Pool Marshal	Date
04-Jan-11	No Club Christmas	No Club Christmas	No Club Christmas	CHARTWORK & POSITION FIXING x2	No Club Christmas	No Club Christmas	No Club Christmas	No Club Christmas	04-Jan-11
11-Jan-11	EXAM	ST4				Ocean & Sports		Steve Beesley	11-Jan-11
18-Jan-11				CHARTWORK & POSITION FIXING		Ocean		Nigel Spickett	18-Jan-11
25-Jan-11	OT1	ST5				Ocean	29/30th - Plymouth		25-Jan-11
01-Feb-11	OT1			CHARTWORK & POSITION FIXING		Ocean			01-Feb-11
08-Feb-11	OT2	ST6			SGM	Ocean			08-Feb-11
15-Feb-11	Trip Planning	Trip Planning	Trip Planning	Trip Planning	Trip Planning	Ocean		Sam Shaw	15-Feb-11
22-Feb-11	OT3	REVISION / CATCH-UP						N/A	22-Feb-11
01-Mar-11	OT3 / OT4	REVISION / CATCH-UP				Ocean		Kath Hall	01-Mar-11
08-Mar-11	OT4	REVISION / CATCH-UP	AT1			Ocean		Ian Jennings	08-Mar-11
15-Mar-11	OT4 / OT5		AT2			Ocean	19th - Stoney Cove	Sam Shaw	15-Mar-11
22-Mar-11		EXAM	AT3				25th - Hot Rock Grill, Leicester	N/A	22-Mar-11
29-Mar-11	OT5 / OT6					Ocean	2nd - Stoney / Wood Farm Brewery	Kath Hall	29-Mar-11
05-Apr-11					Barry Jackson Talk			N/A	05-Apr-11
12-Apr-11	OT6 / OT7				Club Open Evening	Ocean		Sam Shaw	12-Apr-11
19-Apr-11	OT7					Ocean			19-Apr-11
26-Apr-11	No Club Easter	No Club Easter	No Club Easter	No Club Easter	No Club Easter	No Club Easter	29-2nd - Farne Islands Plymouth	No Club Easter	26-Apr-11
03-May-11	No Club May Day	No Club May Day	No Club May Day	No Club May Day	No Club May Day	TRY DIVES	7th - Chepstow		03-May-11
10-May-11				CHARTWORK VOYAGE PLANNING		TRY DIVES	13/14/15th - Chartwork Weekend		10-May-11
17-May-11								Steve Beesley	17-May-11
24-May-11									24-May-11
31-May-11	No Club Spring Bank Holiday	No Club Spring Bank Holiday	No Club Spring Bank Holiday	No Club Spring Bank Holiday	No Club Spring Bank Holiday	No Club Spring Bank Holiday	No Club Spring Bank Holiday	No Club Spring Bank	31-May-11
07-Jun-11	OT1				Truk Talk			Sam Shaw+Nigel Spickett	07-Jun-11
14-Jun-11	OT2								14-Jun-11
21-Jun-11							25/26th - Exmouth		21-Jun-11
28-Jun-11			AT4		Lake Milawi Presentation				28-Jun-11
05-Jul-11									05-Jul-11
12-Jul-11	OCEAN	SPORTS	DIVE		Tables Revision		15-18th - Scotland		12-Jul-11
19-Jul-11	DIVER	DIVER	LEADER						19-Jul-11
26-Jul-11	TRAINING	TRAINING	TRAINING						26-Jul-11
02-Aug-11	WILL	WILL	WILL				6th - Standford Hall Fireworks		02-Aug-11
09-Aug-11	RUN	RUN	RUN				11-15th - Weymouth		09-Aug-11
16-Aug-11	ON	ON	ON						16-Aug-11
23-Aug-11	DEMAND	DEMAND	DEMAND						23-Aug-11
30-Aug-11	No Club August Bank Holiday	No Club August Bank Holiday	No Club August Bank Holiday	No Club August Bank Holiday	No Club August Bank Holiday	No Club August Bank Holiday	No Club August Bank Holiday	No Club August Bank	30-Aug-11
06-Sep-11							10/11th - TBA		06-Sep-11
13-Sep-11									13-Sep-11
20-Sep-11									20-Sep-11
27-Sep-11	AGM	AGM	AGM	AGM	AGM	AGM	AGM	AGM	27-Sep-11
04-Oct-11									04-Oct-11
11-Oct-11									11-Oct-11
18-Oct-11	OCEAN	SPORTS	DIVE						18-Oct-11
25-Oct-11	DIVER	DIVER	LEADER						25-Oct-11
01-Nov-11	TRAINING	TRAINING	TRAINING						01-Nov-11
08-Nov-11	WILL	WILL	WILL						08-Nov-11
15-Nov-11	RUN	RUN	RUN						15-Nov-11
22-Nov-11	ON	ON	ON						22-Nov-11
29-Nov-11	DEMAND	DEMAND	DEMAND						29-Nov-11
06-Dec-11									06-Dec-11
13-Dec-11									13-Dec-11
20-Dec-11	Christmas Quiz	Christmas Quiz	Christmas Quiz	Christmas Quiz	Christmas Quiz	Christmas Quiz	Christmas Quiz	Christmas Quiz	20-Dec-11
27-Dec-11	No club Christmas	No club Christmas	No club Christmas	No club Christmas	No club Christmas	No club Christmas	No club Christmas	No club Christmas	27-Dec-11

Members Dives 2011 - Mid May

Hi Again,

Our illustrious editor (PeteB) asked some questions of the statistics in his editorial last month, namely: "The dive stats provided by Ian show a distinct trend, i.e. downwards. Well here's a question for our esteemed number wizard, does this trend mean a) each member is diving less; b) membership decline rather than less diving per head; c) less reporting or d) something else. In true BSAC fashion I have given 4 choices, but can the Wizard find the correct answer?" Unfortunately Pete didn't give the standard BSAC option of 'All of the Above' because I think that a mixture of the offered answers is the reason for the decline as I hope to explain:

Unfortunately the main reason for the falling number of dives is the falling number of divers. In the table below I show, for the years we have been keeping records, the number of divers in the club - i.e. the number of people who have done any dives at all. Also, in the next section down, what I have called 'active divers' which is those who have done more than 10 dives in the year. Obviously we are only partway through this year so to try and give a comparison I have had to guesstimate how many dives we will do for this year with a 'CF' or

	2006	2007	2008	2009	2010	2011	2011 x C
No. of Divers	60	58	59	53	34	25	30
No. of Dives	1938	1666	1407	1124	868	359	862
Avg Dives/Diver	32.3	28.7	23.8	21.2	25.5	14.4	28.7
No of Active Divers (10+dives)	42	42	34	28	24	17	20
No of 'Active' Dives	1859	1585	1306	1040	822	337	809
Avg Dives/Active Diver	44.3	37.7	38.4	37.1	34.3	21.1	43.1
Avg Inland Dives/Active Diver	19.5	23.5	20.6	19.3	13.0	9.0	18.4
Avg Coastal Dives/Active Diver	15.0	7.4	6.5	14.5	7.8	4.2	8.6
Avg Foreign Dives/Active Diver	11.6	8.7	14.3	6.4	15.3	7.9	16.1

'Correction Factor'

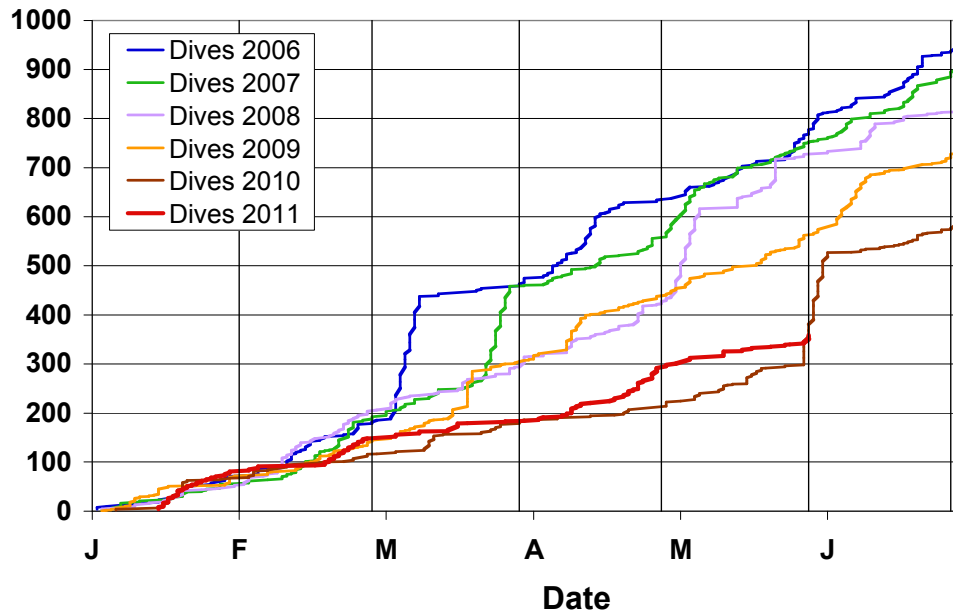
The number of divers has obviously been falling over the last few years from 60 to what I estimate will be 30 (we will gain a few people who will be doing their first ever dives).

The number of 'active' divers has also fallen from 42 right down towards 20.

The number of dives per active diver is also falling from 2006 to 2010 (the numbers for this year appear much better, but until the stats for the whole year are available it would be unwise to draw conclusions from

this).

Shown below is the overall dives chart - and I have included the similar chart from last month's article. It is (hopefully) apparent that the number of dives shown this month is greater than last month - not just for the latest dives.



So to answer Pete's questions:

The main reason why there is less dives done is because there are less divers (either 'all divers' or just the 'active' divers) - Point B

The number of dives per (active) diver seems to be falling slightly - although hopefully this year might see an upturn on that. - Point A

Finally are dives going unreported? (Point C) Well the statistics cannot prove that either way, but certainly there seems to be delays in reporting which suggests that some dives may then go un reported (i.e. forgotten about altogether!). If all dives were reported it is quite possible that the number of dives per diver might be maintained at a constant level.

So Pete I think the answer to your question should be: d, All of the Above.

One interesting point that this analysis has identified is how the distribution of dives has varied over the years. There has always been a lot of 'Inland' dives - mainly of course at Stoney. In the last three years the 'other' diving has been biased either to coastal dives or foreign dives - but not both. Maybe if we want to encourage coastal diving and more use of our boat we should not promote the foreign trips so much (not that I would be in favour of that!)

After so much work on the statistics this month, all that remains is to present the all-important chart: (overleaf) - and Pete you are now up to 3rd place.

	Number of Dives	TOTAL TIME (Mins)	TOTAL (Hours)	Instructor /Trainer Time (Mins)	Time x Depth Total	Club Arranged Dives	Inland Dives	Coastal Dives	Foreign Dives	Wreck Dives	Reef Dives	Drift Dives	Other Dives	Night Dives	Training	Instructor / Trainer	Maximum Depth	Average Depth	Minimum Dive Length	Maximum Dive Length	Average Dive Length	0-10	10-15	15-20	20-25	25-30	30-40	40-50	50+
Johnson Bill	63	2536	42.3	205	77685	54	29	8	26	30	3	1	29		8	7	57.6	28.9	8	61	40	2	1	5	18	10	17	8	2
Spickett Nigel	47	1911	31.9	248	57747	47	13	7	27	30	3	1	13		8	8	49.7	28.6	19	61	41		3	5	11	9	10	9	
Barnard Pete	31	1302	21.7		32462	12	11	11	9	12	7	1	11				42.2	24.0	16	81	42	2	4		14	3	7	1	
Hall Kath	23	1029	17.2		20451	6	2	4	17	8	13		2				32.9	19.9	28	61	45	2	4	5	6	4	2		
Hall Richard	23	1029	17.2	138	19929	6	2	4	17	8	13		2		4	4	32.9	19.3	24	65	45	3	4	6	4	4	2		
Marshall Derek	21	902	15.0		16328			2	19	6	13		2				31.2	18.2	21	62	43	2	7	2	6	3	1		
Hill Mike	15	718	12.0		19760	3	6		9	7	2		6	1			42.2	27.2	26	81	48	1			6	1	6	1	
Brown Claire	17	644	10.7	22	13947	12	13	4		2	2		13	4	1	1	53.5	19.6	22	67	38	6	1		6	1	2		1
Beesley Steve	13	570	9.5		11023	13	9	4		2	2		9	2			25.1	18.9	22	61	44	2	1	1	8	1			
Shaw Sam	11	508	8.5		9684	11	7	4		2	2		7	2			24.9	19.2	35	62	46	1	1	3	6				
Brown Neil	13	427	7.1	22	9943	6	7	6		2	4		7		1	1	52.0	19.5	14	67	33	5	2		2		3		1
West Jason	11	352	5.9		4374	11	11						11	3	5		21.0	12.0	21	43	32	6	1	1	3				
Flatt Mike	7	323	5.4	68	4896	7	3	4		2	2		3	1	2	2	20.8	14.8	30	62	46	1	2	2	2				
Walford Barry	7	319	5.3		5692				7	4	3						28.9	18.2	32	58	46		3	2	1	1			
Hage James	11	318	5.3		5724	3	11			3			8	1			24.9	19.1	20	44	29	2		1	8				
Denny Phillippa	8	300	5.0		3376	8	8						8	2	4		20.0	11.3	28	49	38	4	2	1	1				
Hooper John	4	213	3.6		10860	1	4						4				65.0	48.6	39	65	53						2		2
Parker Kevin	4	213	3.6		10860	1	4						4				65.0	48.6	39	65	53						2		2
Benton Simon	5	172	2.9		2359			5		2	3						25.5	14.1	17	47	34	1	3			1			
Duinker Fran	5	166	2.8		3484	1	1	4		2	2		1				30.8	21.0	27	40	33	1	1		1		2		
Fryer Richard	6	150	2.5		2004	6	6						6		6		20.4	12.9	17	30	25	2	2		2				
Shaw Emily	3	131	2.2		2240	3		3		2	1						18.0	17.1	41	45	44			3					
Walford Karen	3	101	1.7		1012				3	1	2					2	10.1	10.0	24	45	34	1	2						
Taylor Chris	2	64	1.1		380	2	2						2	2			6.0	5.9	21	43	32	2							
Litchfield Phillip	2	43	0.7		594			2		2							14.1	13.8	17	26	22		2						
Jacques Dave	1	41	0.7		279	1	1						1	1			6.8	6.8	41	41	41	1							
Tomlin Neil	2	40	0.7	40	243	2	2						2		2	2	6.5	6.0	17	23	20	2							
Burke Sean	1	29	0.5		632	1	1						1	1			21.8	21.8	29	29	29				1				
TOTALS	359	14551	242.5	743	347968	217	153	72	134	127	77	3	152	20	43	25						49	46	37	106	38	56	19	8

Ian Jennings